

T2-05 Micro Diaphragm Pumps

Precision Fluidics



ENGINEERING YOUR SUCCESS.



WARNING

FAILURE OR IMPROPER SELECTION OR IMPROPER USE OF THE PRODUCTS AND/OR SYSTEMS DESCRIBED HEREIN OR RELATED ITEMS CAN CAUSE DEATH, PERSONAL INJURY, AND PROPERTY DAMAGE.

This document and other information from Parker Hannifin Corporation, its subsidiaries and authorized distributors provide product and/or system options for further investigation by users having technical expertise. It is important that you analyze all aspects of your application and review the information concerning the product or systems in the current product catalog. Due to the variety of operating conditions and applications for these products or systems, the user, through its own analysis and testing, is solely responsible for making the final selection of the products and systems assuring that all performance, safety and warning requirements of the application are met.

The products described herein, including without limitation, product features, specifications, designs, availability and pricing, are subject to change by Parker Hannifin Corporation and its subsidiaries at any time without notice.

T2-05

Micro Diaphragm Pumps (air/gas)

Up to 800 mLPM Free Flow



Parker's T2-05 13.5 mm wide micro diaphragm pump is designed to fit where other pumps cannot due to its small, compact package size. The T2-05 flow path is optimized to deliver high flow with high efficiency resulting in extended battery life. The pump's low power, small size, and light weight play a critical role in portable gas detection and medical applications. The T2-05 pump HE and LI pump models enable intrinsic safety capabilities for sampling of hazardous gases, typical of industrial and mining operations. The T2-05-IC is designed for non-explosive environment gas detection instruments and for portable medical devices used in wound therapy and patient monitoring applications.


Typical Markets

- Safety
- Patient Therapy
- Patient Monitoring

Typical Applications

- Portable Gas Detection
- Gas Sampling
- Medical Instruments
- Trace Detection
- Sidestream CO₂
- Negative Pressure Wound Therapy

Features

- The valve design has been optimized to provide the highest flow rates available with the lowest current draw, allowing for longer battery life and smaller instrument size.
- The T2-05 model pump life ranges up to 10,000 rated hours depending on motor (HE, LI and IC) options
- The pump fits into the extremely tight spaces demanded of today's handheld instruments, such as portable gas detectors and portable negative pressure wound therapy devices for patient mobility. The lightweight design minimizes instrument weight.
- RoHS compliant. 

Product Specifications*

Physical Properties

Operating Environment¹ :
-4 to 122°F (-20 to 50°C)
Storage Environment:
14 to 122°F (-10 to 50°C)
Media:
Air, Argon, Helium, Nitrogen, Oxygen, and other non-reacting gases
Humidity:
Most non-condensing gases 5-95% RH
Noise Level²:
As low as 45dB
Pump Assembly Rated Life³:
Coreless Motor-Pump (HE): Up to 10,000 hours
Coreless Motor-Pump (LI): Up to 4,000 hours
PMDC Iron Core-Pump (IC): Up to 1,500 hours
Weight:
0.5 oz (14 g) HE and LI
0.4 oz (11 g) IC

Electrical

Motor Type (DC):
High Efficiency Coreless Brush (HE) Low Inductance Coreless Brush (LI) PMDC Iron Core Brush (IC)
Nominal Motor Voltages (DC)⁴:
3.3 VDC
Max Power at Nominal Voltage:
0.36 Watts
Electrical Termination:
HE: Wire Leads LI: Wire Leads IC: Solder Tabs
Current Range⁵:
34 - 105 mA
Inductance⁶:
HE: 0.28 mH maximum @ 1kHz/50mV LI: 0.05 mH maximum @ 1kHz/50mV IC: 4.07 mH maximum @ 1kHz/50 mV

Pneumatic

Head Configuration: Single
Maximum Flow:
HE, LI: 800 smlpm, IC: 700 smlpm
Maximum Intermittent Pressure⁷:
6.2 psi (430 mbar)
Maximum Continuous Pressure:
2.0 psi (138 mbar)
Maximum Intermittent Vacuum⁷:
10.8 in Hg (274 mm Hg)
Maximum Continuous Vacuum:
4.1 in Hg (104 mm Hg)
Filtration:
40 micron recommended
Efficiency at Free Flow⁸:
LPM/Watt: 4.66 @ 1.9 VDC (P/N T5-1HE-03-1EEB)
LPM/Watt: 4.08 @ 1.9 VDC (P/N T5-1LI-03-1EEB)
LPM/Watt: 3.12 @ 1.9 VDC (P/N T5-1IC-03-1EEP)

Wetted Materials

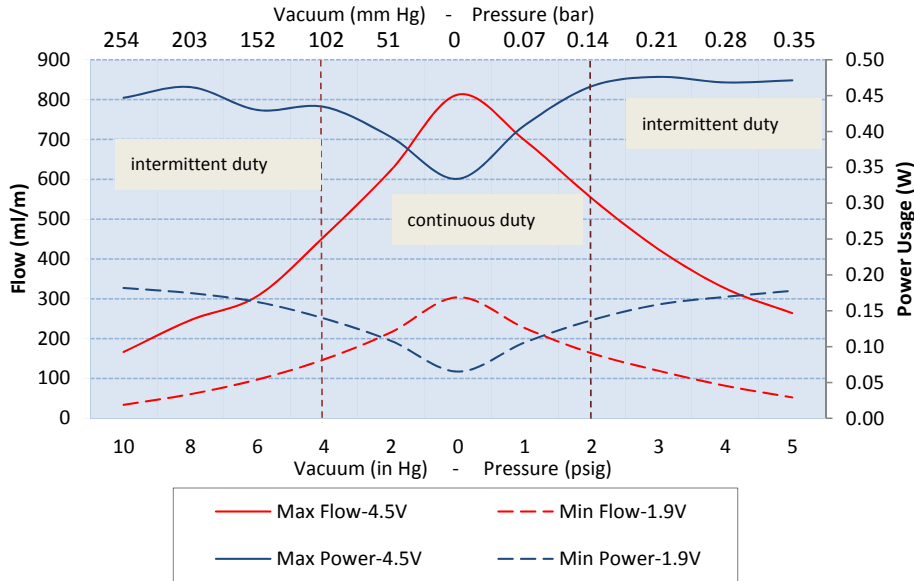
Diaphragm: EPDM	Valves: EPDM	Pump Head: ABS
------------------------	---------------------	-----------------------

* See Appendix A for details.

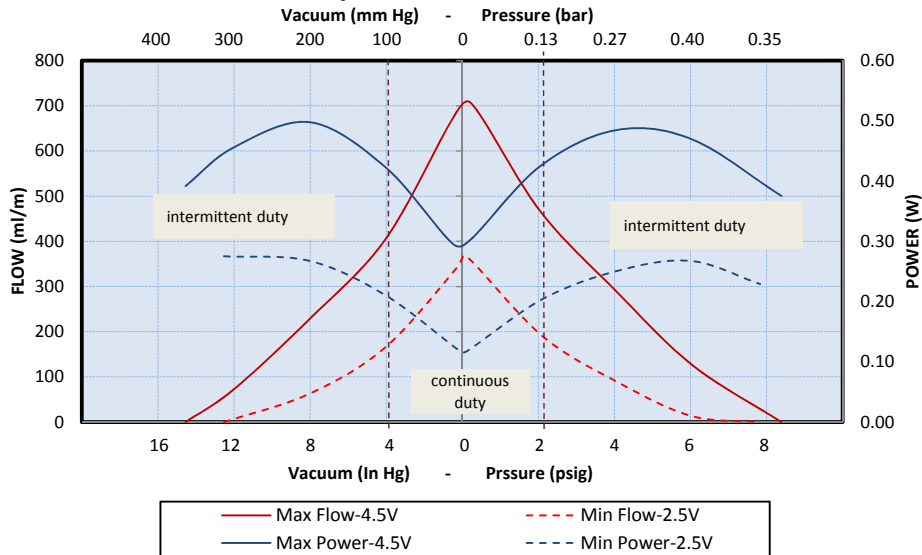


Performance Specifications

T2-05 Pump - Coreless Brush Motor



T2-05 Pump - PMDC Iron Core Motor



The above graphs represent examples of performance for the pumps series handling air at 800 feet (244M) above sea level at 75° F (24° C). Performance will vary depending on barometric pressure and media temperature. Curves are representative of standard pump configurations. Pump configurations could be customized for higher or lower flows, depending on specific customer requirements.

Please contact Parker Precision Fluidics Applications Engineering for other considerations






Sizing and Selection

T2-05 Series

Coreless Brush Motor (High Efficiency)

Coreless Brush Motor (Low Inductance)

PMDC Iron Core Motor (Iron Core)



	HE	LI	IC
Inductance ⁶	Better	Best	Good
Efficiency at Free Flow ⁸	Best	Best	Better
Life ³	Best	Better	Good
Cost	Good	Better	Best

Mounting Guidelines:

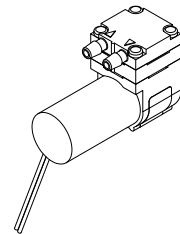
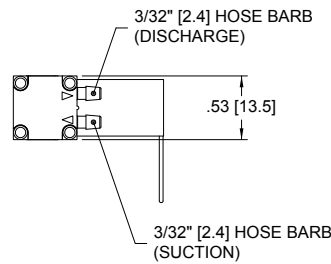
- Parker recommends using a nylon cable tie with a length of at least 4" (100 mm).

Port Connections:

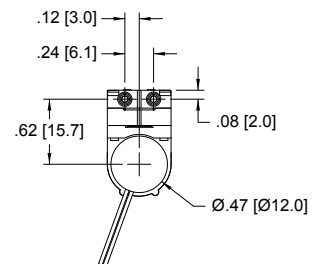
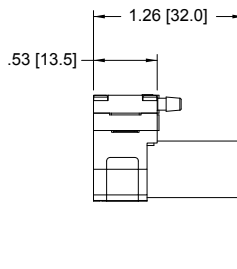
- Barbs are sized for 3/32" ID tubing.

Mechanical Integration

Dimensions

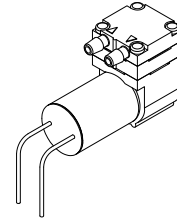
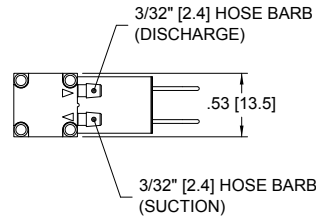


Coreless Brush/HE Version

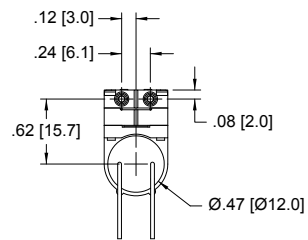
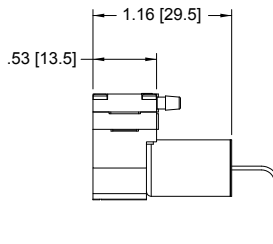


Mechanical Integration

Dimensions

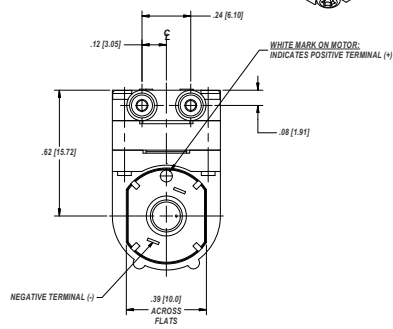
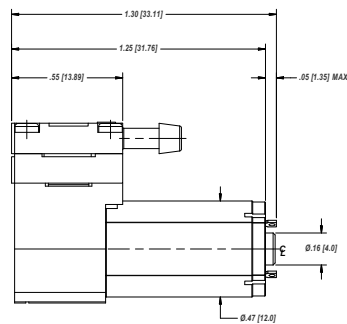
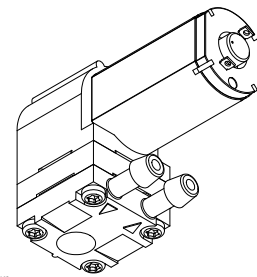
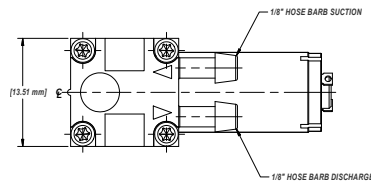


Coreless Brush/LI Version



UNITS
IN. [mm.]

PMDC Iron Core/IC Version



UNITS
IN. [mm.]

Electrical Integration and Motor Control

Coreless Brush Motor (HE, LI)

2 Wire	Red (+), Black (-)
Wire specification	28 AWG 5.7" (145 mm) Wire Leads

PMDC Iron Core Brush Motor (IC)

Tabs	Standard solder tabs for electrical connection
------	--

Key Things to Remember

5.7" (145 mm) flying Leads are the standard electrical connection method to the pump. Contact Parker Engineering for other connection requirements.

Pump life is highly dependent on operating conditions. It is not recommended to run the pump continuously, 100% duty cycle, at higher than 2 psig.

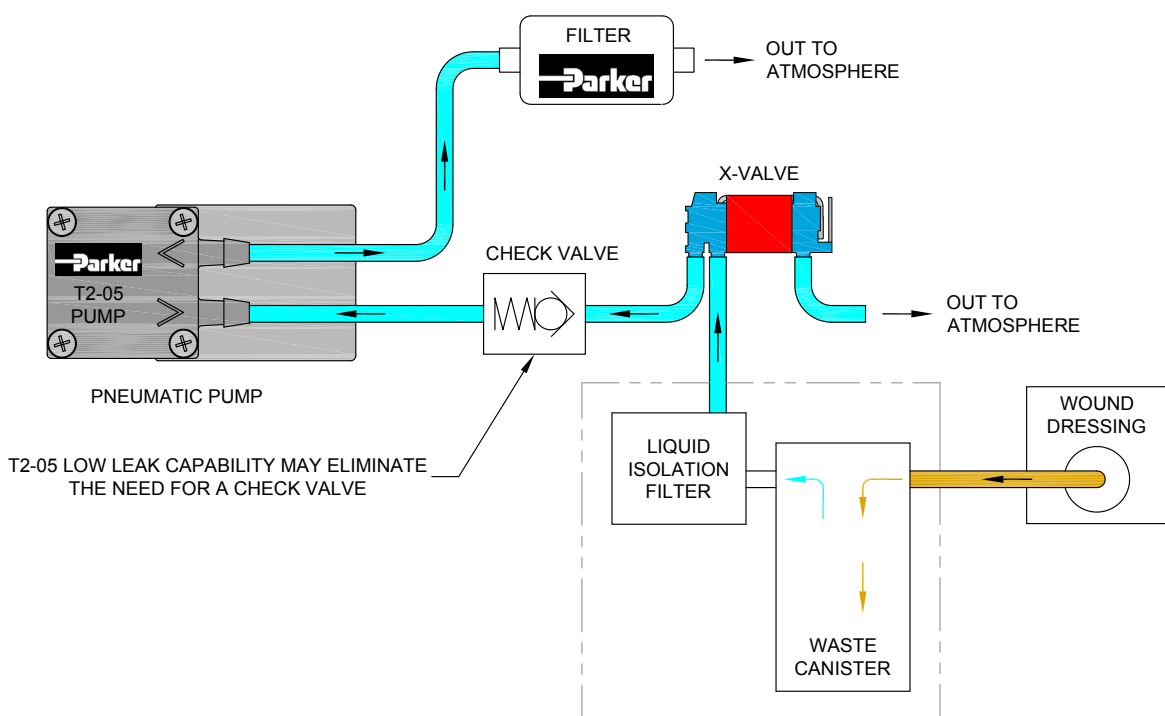
The pump flow and pressure can be controlled by adjusting the input voltage from zero to maximum rated voltage.

The pump is not a pressure holding device. An external check valve is recommended, if there is a pressure holding requirement.

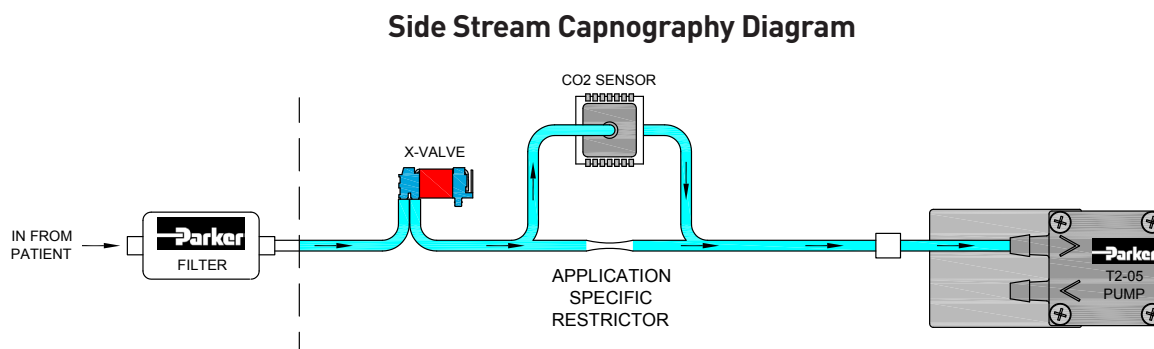
Pump orientation does not affect performance or life.

Typical Flow Diagram

Negative Pressure Wound Therapy Diagram



Typical Flow Diagram



Ordering Information

T2-05 Micro Pumps

Configuration	Vacuum: LPM @ Load			Free Flow 0	Pressure: LPM @ Load			Max		Motor Type	PCD*		Wetted Materials
	12 in Hg 305 mm Hg	8 in Hg 203 mm Hg	4 in Hg 102 mm Hg		2 psig 134 mbar	4 psig 276 mbar	6 psig 414 mbar	Vac in Hg	Press psig		VDC	mA	
T5-1HE-03-1EEB		0.2	0.5	0.8	0.6	0.3		10.8	6.2	Coreless Brush	4.5	438	EPDM
T5-1LI-03-1EEB		0.2	0.5	0.8	0.6	0.3		10.8	6.2	Coreless Brush	4.5	438	EPDM
T5-1IC-03-1EEP		0.2	0.5	0.7	0.5	0.3		10.0	6.2	PMDC	4.5	240	EPDM

*PCD: Peak Current Draw

Please refer to sizing and selection chart for identifying which one will fit your application

Please click on the Order On-line button below (or go to www.parker.com/precisionfluidics/t5) to configure your T2-05 Micro Diaphragm Pump.

Serviceable – PPF products are designed for use through the rated life and Parker does not sell replacement parts, nor is it recommended to service these in the field

Note: In addition to Parker’s innovative and flexible pump designs, we offer applications engineering expertise to our customers in order to configure and recommend the optimal pump for the application. Contact Parker Applications Engineering to discuss and configure alternate pump configurations to meet your specific application requirements. Providing information on the following requirements will assist us in developing an optimal solution for your application:

- Noise
- Operating Pressure / Vacuum
- Power Consumption
- Life Requirement
- Size
- Motor Control
- Media
- Voltage



Appendix A

All performance data is typical based on standard conditions: 70°F and 14.7 psia (21°C and 1 bar).

1. Duty Dependent. For operation above 122°F (50°C) consult factory
2. Noise is dependent on the configuration and operation of the pump in the application. Parker has the ability to tailor the pump configuration when noise is a critical criterion in the effort to meet the performance requirements of the application. Noise level is tested to Parker protocol P-105.
3. Life rating can vary depending on application and operating conditions.
4. Custom motor options available. Custom motors may require a significant application potential. The standard motors can be configured with a special winding to meet a particular operation point at a specified voltage
5. Current range is dependent on motor type, voltage, pressure/vacuum and flow requirement. Lower levels possible depending on application.
6. Inductance is an indicator of induced voltage with change in current and it is a key parameter to enable customers' low energy intrinsic safety systems
7. Maximum intermittent pressure/vacuum data is a pump capability guideline for applications that go beyond the maximum continuous levels for short periods of time. Please consult customer specific requirements with the factory or Applications Engineering.
8. Pump efficiency is a measure of the flow rate generated per unit of power consumed. Efficiency may change dependent on application and operating condition at free flow.

Innovative Solutions for Health Care Success



ENGINEERING **YOUR** SUCCESS.

When you partner with the global leader in motion and control technologies, expect to move your business and the world forward. From miniature solenoid valves to highly integrated automation systems, our innovations are critical to life-saving medical devices and scientific instruments used for drug discovery and pathogen detection. Not to mention, critical to decreasing time to market and lowering your overall cost of ownership. So partner with Parker, and get ready to move, well, anything.

www.parker.com/precisionfluidics



Parker Worldwide

Europe, Middle East, Africa

AE – United Arab Emirates, Dubai
Tel: +971 4 8127100
parker.me@parker.com

AT – Austria, Wiener Neustadt
Tel: +43 (0)2622 23501-0
parker.austria@parker.com

AT – Eastern Europe, Wiener Neustadt
Tel: +43 (0)2622 23501 900
parker.easteurope@parker.com

AZ – Azerbaijan, Baku
Tel: +994 50 2233 458
parker.azerbaijan@parker.com

BE/LU – Belgium, Nivelles
Tel: +32 (0)67 280 900
parker.belgium@parker.com

BG – Bulgaria, Sofia
Tel: +359 2 980 1344
parker.bulgaria@parker.com

BY – Belarus, Minsk
Tel: +375 17 209 9399
parker.belarus@parker.com

CH – Switzerland, Etoy
Tel: +41 (0)21 821 87 00
parker.switzerland@parker.com

CZ – Czech Republic, Klecany
Tel: +420 284 083 111
parker.czechrepublic@parker.com

DE – Germany, Kaarst
Tel: +49 (0)2131 4016 0
parker.germany@parker.com

DK – Denmark, Ballerup
Tel: +45 43 56 04 00
parker.denmark@parker.com

ES – Spain, Madrid
Tel: +34 902 330 001
parker.spain@parker.com

FI – Finland, Vantaa
Tel: +358 (0)20 753 2500
parker.finland@parker.com

FR – France, Contamine s/Arve
Tel: +33 (0)4 50 25 80 25
parker.france@parker.com

GR – Greece, Athens
Tel: +30 210 933 6450
parker.greece@parker.com

HU – Hungary, Budaörs
Tel: +36 23 885 470
parker.hungary@parker.com

IE – Ireland, Dublin
Tel: +353 (0)1 466 6370
parker.ireland@parker.com

IT – Italy, Corsico (MI)
Tel: +39 02 45 19 21
parker.italy@parker.com

KZ – Kazakhstan, Almaty
Tel: +7 7273 561 000
parker.easteurope@parker.com

NL – The Netherlands, Oldenzaal
Tel: +31 (0)541 585 000
parker.nl@parker.com

NO – Norway, Asker
Tel: +47 66 75 34 00
parker.norway@parker.com

PL – Poland, Warsaw
Tel: +48 (0)22 573 24 00
parker.poland@parker.com

PT – Portugal, Leca da Palmeira
Tel: +351 22 999 7360
parker.portugal@parker.com

RO – Romania, Bucharest
Tel: +40 21 252 1382
parker.romania@parker.com

RU – Russia, Moscow
Tel: +7 495 645-2156
parker.russia@parker.com

SE – Sweden, Spånga
Tel: +46 (0)8 59 79 50 00
parker.sweden@parker.com

SK – Slovakia, Banská Bystrica
Tel: +421 484 162 252
parker.slovakia@parker.com

SL – Slovenia, Novo Mesto
Tel: +386 7 337 6650
parker.slovenia@parker.com

TR – Turkey, Istanbul
Tel: +90 216 4997081
parker.turkey@parker.com

UA – Ukraine, Kiev
Tel: +380 44 494 2731
parker.ukraine@parker.com

UK – United Kingdom, Warwick
Tel: +44 (0)1926 317 878
parker.uk@parker.com

ZA – South Africa, Kempton Park
Tel: +27 (0)11 961 0700
parker.southafrica@parker.com

North America

CA – Canada, Milton, Ontario
Tel: +1 905 693 3000

US – USA, Cleveland
Tel: +1 216 896 3000

Asia Pacific

AU – Australia, Castle Hill
Tel: +61 (0)2-9634 7777

CN – China, Shanghai
Tel: +86 21 2899 5000

HK – Hong Kong
Tel: +852 2428 8008

IN – India, Mumbai
Tel: +91 22 6513 7081-85

JP – Japan, Tokyo
Tel: +81 (0)3 6408 3901

KR – South Korea, Seoul
Tel: +82 2 559 0400

MY – Malaysia, Shah Alam
Tel: +60 3 7849 0800

NZ – New Zealand, Mt Wellington
Tel: +64 9 574 1744

SG – Singapore
Tel: +65 6887 6300

TH – Thailand, Bangkok
Tel: +662 186 7000-99

TW – Taiwan, Taipei
Tel: +886 2 2298 8987

South America

AR – Argentina, Buenos Aires
Tel: +54 3327 44 4129

BR – Brazil, Sao Jose dos Campos
Tel: +55 800 727 5374

CL – Chile, Santiago
Tel: +56 2 623 1216

MX – Mexico, Toluca
Tel: +52 72 2275 4200

We reserve the right to make technical changes. The data correspond to the technical state at the time of printing.
© 2014 Parker Hannifin Corporation.
All rights reserved.

PPF T2-05 - MDP - 002/EN, April 2013



EMEA Product Information Centre

Free phone: 00 800 27 27 5374

(from AT, BE, CH, CZ, DE, DK, EE, ES, FI, FR, IE, IL, IS, IT, LU, MT, NL, NO, PL, PT, RU, SE, SK, UK, ZA)

US Product Information Centre

Toll-free number: 1-800-27 27 537

www.parker.com

Your local authorized Parker distributor